



INVESTMENT REPORT As at 29 February 2024



TABLE OF CONTENTS

1. Portfolio as at 29 February 2024
2. Portfolio Valuation by Categories as at 29 February 2024



Investment Report
Georges River Council
as at 29 February 2024

1. Portfolio Valuation As At 29 February 2024

	Fixed Interest Security	ISIN	Face Value Original	Market Value	% Total Value
Cash at Bank					
	CBA Consolidated operating 70 & 18		24,286,752.97	24,286,752.97	9.76%
			24,286,752.97	24,286,752.97	9.76%
At Call Account					
	CBA Cash deposit 167242		218,182.63	218,182.63	0.09%
	CBA Online saver 7676		-	-	0.00%
			218,182.63	218,182.63	0.09%
Fixed rate bond					
	NTTC 1.0 15 Dec 2024 1206DAY Fixed		5,000,000.00	5,000,000.00	2.01%
	NAB 4.95 25 Nov 2027 1826DAY Fixed	AU3CB0294502	7,400,000.00	7,400,000.00	2.97%
	ING 4.70 8 Dec 2025 1096DAY Fixed	AU3CB0294759	3,750,000.00	3,750,000.00	1.51%
	Suncorp 4.80 14 Dec 2027 1826DAY Fixed	AU3CB0294957	5,200,000.00	5,200,000.00	2.09%
	Rabobank 5.71 21 Nov 2028 1827DAY Fixed	AU3CB0304525	6,750,000.00	6,750,000.00	2.71%
			28,100,000.00	28,100,000.00	11.29%
Floating rate note					
	MACQ 0.48 09 Dec 2025 FRN	AU3FN0057709	3,000,000.00	2,975,280.00	1.20%
	Suncorp 0.45 24 Feb 2026 FRN	AU3FN0058343	2,100,000.00	2,075,377.50	0.83%
	BOQ 1.07 14 May 2025 FRN	AU3FN0054086	6,500,000.00	6,529,380.00	2.62%
	RBCSyd 0.73 30 Jun 2026 FRN	AU3FN0079133	5,000,000.00	5,000,000.00	2.01%
	Suncorp 1.05 12 Jul 2028 FRN	AU3FN0079406	3,000,000.00	3,000,000.00	1.21%
	CBA 0.95 17 Aug 2028 FRN	AU3FN0080396	2,000,000.00	2,000,000.00	0.80%
	ABOCSyd 0.90 4 Sep 2026 FRN	AU3FN0080859	10,000,000.00	10,000,000.00	4.02%
			31,600,000.00	31,580,037.50	12.69%



Investment Report
Georges River Council
as at 29 February 2024

Term Deposit

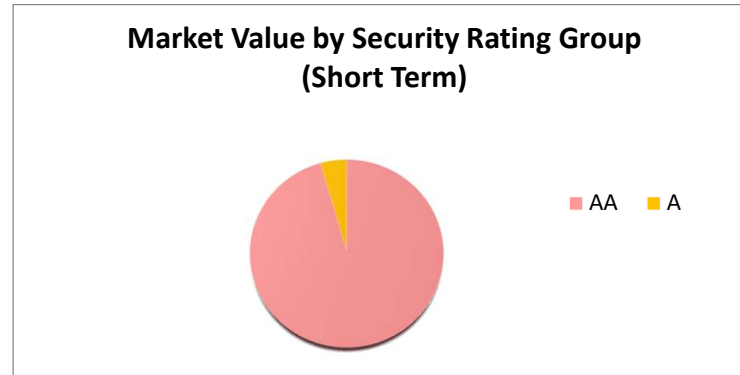
WBC 0.80 09 Sep 2024 1098DAY TD	4,000,000.00	4,000,000.00	1.61%
NAB 0.82 06 Sep 2024 1095DAY TD	3,000,000.00	3,000,000.00	1.21%
WBC 0.88 08 Oct 2024 1099DAY TD	4,000,000.00	4,000,000.00	1.61%
WBC 3.29 02 May 2024 731DAY TD	6,000,000.00	6,000,000.00	2.41%
ING 3.40 02 May 2024 731DAY TD	2,000,000.00	2,000,000.00	0.80%
ING 3.90 08 Aug 2025 1096DAY TD	5,000,000.00	5,000,000.00	2.01%
WBC 4.67 30 Aug 2027 1827DAY TD	5,000,000.00	5,000,000.00	2.01%
CBA 4.36 05 Sep 2025 1096DAY TD	5,000,000.00	5,000,000.00	2.01%
WBC 5.10 27 Sep 2027 1826DAY TD	5,000,000.00	5,000,000.00	2.01%
WBC 5.10 27 Sep 2027 1826DAY TD	5,000,000.00	5,000,000.00	2.01%
WBC 5.10 27 Sep 2027 1826DAY TD	5,000,000.00	5,000,000.00	2.01%
ING 5.00 05 Oct 2027 1827DAY TD	5,000,000.00	5,000,000.00	2.01%
WBC 4.76 05 Oct 2027 1827DAY TD	5,000,000.00	5,000,000.00	2.01%
WBC 5.08 18 Oct 2027 1826DAY TD	5,000,000.00	5,000,000.00	2.01%
WBC 5.15 10 Nov 2027 1826DAY TD	10,000,000.00	10,000,000.00	4.02%
ING 4.65 14 Dec 2027 1827DAY TD	5,000,000.00	5,000,000.00	2.01%
ING 5.13 06 Mar 2028 1827DAY TD	5,000,000.00	5,000,000.00	2.01%
ING 4.85 14 Mar 2028 1827DAY TD	5,000,000.00	5,000,000.00	2.01%
NAB 5.30 7 Jun 2024 365DAY TD	5,000,000.00	5,000,000.00	2.01%
ING 5.20 15 Jun 2028 1827DAY TD	4,000,000.00	4,000,000.00	1.61%
ING 5.41 19 Jun 2025 731DAY TD	4,000,000.00	4,000,000.00	1.61%
WBC 5.41 7 Jul 2026 1096DAY TD	3,000,000.00	3,000,000.00	1.21%
NAB 5.45 16 Jul 2024 365DAY TD	10,000,000.00	10,000,000.00	4.02%
NAB 5.40 17 Jul 2024 365DAY TD	5,000,000.00	5,000,000.00	2.01%
WBC 5.06 20 Jul 2026 1098DAY TD	2,200,000.00	2,200,000.00	0.88%
WBC 5.12 24 Jul 2026 1096DAY TD	3,000,000.00	3,000,000.00	1.21%
ING 5.37 18 Aug 2025 731DAY TD	5,000,000.00	5,000,000.00	2.01%
ING 5.01 24 Aug 2026 1096DAY TD	3,000,000.00	3,000,000.00	1.21%
NAB 5.20 27 Aug 2024 365DAY TD	3,000,000.00	3,000,000.00	1.21%
ING 5.00 4 Sep 2026 1096DAY TD	5,000,000.00	5,000,000.00	2.01%
NAB 5.20 9 Sep 2024 367DAY TD	5,000,000.00	5,000,000.00	2.01%
NAB 5.20 10 Sep 2024 365DAY TD	5,000,000.00	5,000,000.00	2.01%
ING 5.30 3 Oct 2025 730DAY TD	2,500,000.00	2,500,000.00	1.00%
ING 5.20 16 Oct 2024 366DAY TD	2,000,000.00	2,000,000.00	0.80%
NAB 5.00 11 Mar 2024 91DAY TD	5,000,000.00	5,000,000.00	2.01%
ING 5.19 19 Feb 2029 1827DAY TD	1,000,000.00	1,000,000.00	0.40%
Rabo 5.15 26 Feb 2029 1827DAY TD	3,000,000.00	3,000,000.00	1.21%
	164,700,000.00	164,700,000.00	66.18%
Portfolio Total		248,884,973.10	100%



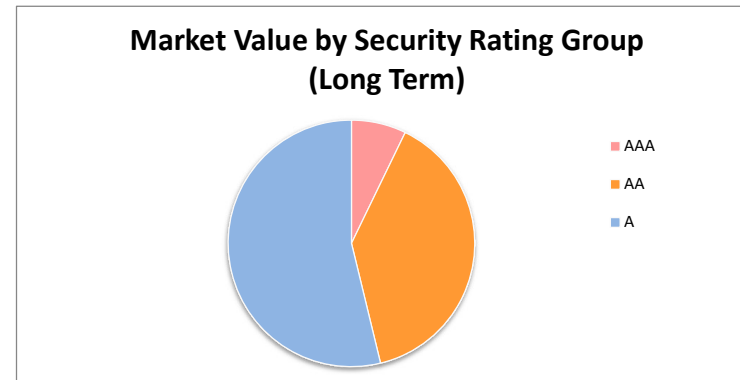
Investment Report
Georges River Council
as at 29 February 2024

2. Portfolio Valuation By Categories As At 29 February 2024

Short Term Issuer/Security Rating Group	Market Value	% Total Value
AA	84,504,936	33.95%
A	4,000,000	1.61%
Portfolio Total	88,504,936	35.56%



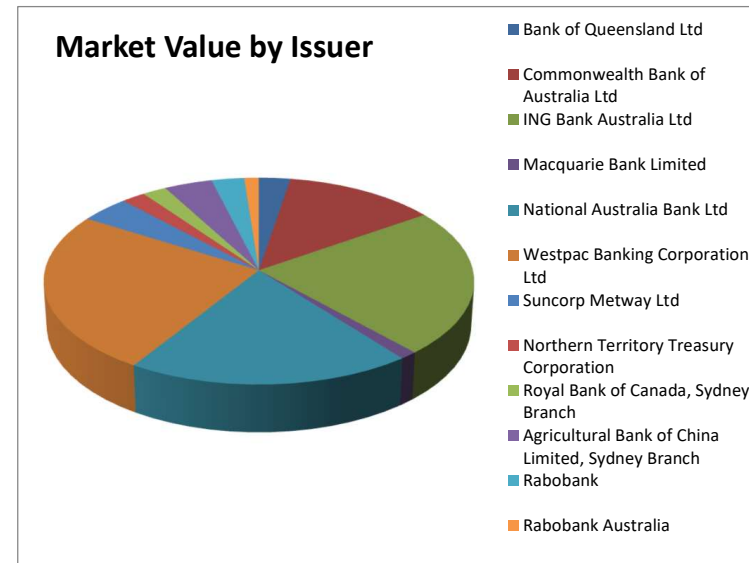
Long Term Issuer/Security Rating Group	Market Value	% Total Value
AAA	11,529,380	4.63%
AA	62,600,000	25.15%
A	86,250,658	34.65%
Portfolio Total	160,380,038	64.44%





Investment Report
Georges River Council
as at 29 February 2024

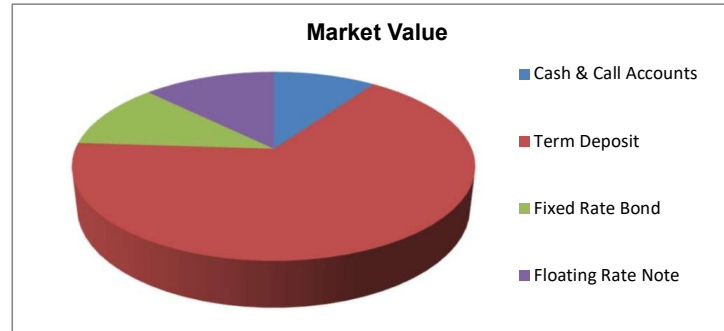
Issuer	Market Value	% Total Value
Bank of Queensland Ltd	6,529,380	2.62%
Commonwealth Bank of Australia Ltd	31,504,936	12.66%
ING Bank Australia Ltd	57,250,000	23.00%
Macquarie Bank Limited	2,975,280	1.20%
National Australia Bank Ltd	48,400,000	19.45%
Westpac Banking Corporation Ltd	62,200,000	24.99%
Suncorp Metway Ltd	10,275,378	4.13%
Northern Territory Treasury Corporation	5,000,000	2.01%
Royal Bank of Canada, Sydney Branch	5,000,000	2.01%
Agricultural Bank of China Limited, Sydney Branch	10,000,000	4.02%
Rabobank	6,750,000	2.71%
Rabobank Australia	3,000,000	1.21%
Portfolio Total	248,884,973	100.00%





Investment Report
Georges River Council
as at 29 February 2024

Security Type	Market Value	% Total Value
Cash & Call Accounts	24,504,936	9.85%
Term Deposit	164,700,000	66.18%
Fixed Rate Bond	28,100,000	11.29%
Floating Rate Note	31,580,038	12.69%
Portfolio Total	248,884,973	100.00%





Investment Report
Georges River Council
as at 29 February 2024

Term Remaining	Market Value	% Total Value	Policy Limits %
0 to < 1 Year	88,504,936	35.56%	100%
1 to < 3 Years	68,030,038	27.33%	60%
3 to < 5 Years	92,350,000	37.11%	40%
Portfolio Total	248,884,973	100.00%	

Note: Term Remaining is calculated using a weighted average life date (WAL) where appropriate and available otherwise the interim (initial) maturity date is used.

