



INVESTMENT REPORT

As at 30 April 2024



TABLE OF CONTENTS

1. Portfolio as at 30 April 2024
2. Portfolio Valuation by Categories as at 30 April 2024



Investment Report
Georges River Council
as at 30 April 2024

1. Portfolio Valuation As At 30 April 2024

	Fixed Interest Security	ISIN	Face Value Original	Market Value	% Total Value
Cash at Bank					
	CBA Consolidated operating 70 & 18		10,751,479.68	10,751,479.68	4.51%
			10,751,479.68	10,751,479.68	4.51%
At Call Account					
	CBA Cash deposit 167242		218,272.31	218,272.31	0.09%
	CBA Online saver 7676		-	-	0.00%
			218,272.31	218,272.31	0.09%
Fixed rate bond					
	NTTC 1.0 15 Dec 2024 1206DAY Fixed		5,000,000.00	5,000,000.00	2.10%
	NAB 4.95 25 Nov 2027 1826DAY Fixed	AU3CB0294502	7,400,000.00	7,400,000.00	3.10%
	ING 4.70 8 Dec 2025 1096DAY Fixed	AU3CB0294759	3,750,000.00	3,750,000.00	1.57%
	Suncorp 4.80 14 Dec 2027 1826DAY Fixed	AU3CB0294957	5,200,000.00	5,200,000.00	2.18%
	Rabobank 5.71 21 Nov 2028 1827DAY Fixed	AU3CB0304525	6,750,000.00	6,750,000.00	2.83%
	Suncorp 4.75 19 Mar 2029 1826DAY Fixed	AU3CB0307809	1,200,000.00	1,200,000.00	0.50%
	ING 4.84 22 Mar 2027 1095DAY Fixed	AU3CB0307908	1,000,000.00	1,000,000.00	0.42%
			30,300,000.00	30,300,000.00	12.70%
Floating rate note					
	MACQ 0.48 09 Dec 2025 FRN	AU3FN0057709	3,000,000.00	2,975,280.00	1.25%
	Suncorp 0.45 24 Feb 2026 FRN	AU3FN0058343	2,100,000.00	2,075,377.50	0.87%
	BOQ 1.07 14 May 2025 FRN	AU3FN0054086	6,500,000.00	6,529,380.00	2.74%
	RBCSyd 0.73 30 Jun 2026 FRN	AU3FN0079133	5,000,000.00	5,000,000.00	2.10%
	Suncorp 1.05 12 Jul 2028 FRN	AU3FN0079406	3,000,000.00	3,000,000.00	1.26%
	CBA 0.95 17 Aug 2028 FRN	AU3FN0080396	2,000,000.00	2,000,000.00	0.84%
	ABOCSyd 0.90 4 Sep 2026 FRN	AU3FN0080859	10,000,000.00	10,000,000.00	4.19%
			31,600,000.00	31,580,037.50	13.24%

FIN025-24 Attachment 1



Investment Report
Georges River Council
as at 30 April 2024

Term Deposit

WBC 0.80 09 Sep 2024 1098DAY TD	4,000,000.00	4,000,000.00	1.68%
NAB 0.82 06 Sep 2024 1095DAY TD	3,000,000.00	3,000,000.00	1.26%
WBC 0.88 08 Oct 2024 1099DAY TD	4,000,000.00	4,000,000.00	1.68%
WBC 3.29 02 May 2024 731DAY TD	6,000,000.00	6,000,000.00	2.52%
ING 3.40 02 May 2024 731DAY TD	2,000,000.00	2,000,000.00	0.84%
ING 3.90 08 Aug 2025 1096DAY TD	5,000,000.00	5,000,000.00	2.10%
WBC 4.67 30 Aug 2027 1827DAY TD	5,000,000.00	5,000,000.00	2.10%
CBA 4.36 05 Sep 2025 1096DAY TD	5,000,000.00	5,000,000.00	2.10%
WBC 5.10 27 Sep 2027 1826DAY TD	5,000,000.00	5,000,000.00	2.10%
WBC 5.10 27 Sep 2027 1826DAY TD	5,000,000.00	5,000,000.00	2.10%
WBC 5.10 27 Sep 2027 1826DAY TD	5,000,000.00	5,000,000.00	2.10%
ING 5.00 05 Oct 2027 1827DAY TD	5,000,000.00	5,000,000.00	2.10%
WBC 4.76 05 Oct 2027 1827DAY TD	5,000,000.00	5,000,000.00	2.10%
WBC 5.08 18 Oct 2027 1826DAY TD	5,000,000.00	5,000,000.00	2.10%
WBC 5.15 10 Nov 2027 1826DAY TD	10,000,000.00	10,000,000.00	4.19%
ING 4.65 14 Dec 2027 1827DAY TD	5,000,000.00	5,000,000.00	2.10%
ING 5.13 06 Mar 2028 1827DAY TD	5,000,000.00	5,000,000.00	2.10%
ING 4.85 14 Mar 2028 1827DAY TD	5,000,000.00	5,000,000.00	2.10%
NAB 5.30 7 Jun 2024 365DAY TD	5,000,000.00	5,000,000.00	2.10%
ING 5.20 15 Jun 2028 1827DAY TD	4,000,000.00	4,000,000.00	1.68%
ING 5.41 19 Jun 2025 731DAY TD	4,000,000.00	4,000,000.00	1.68%
WBC 5.41 7 Jul 2026 1096DAY TD	3,000,000.00	3,000,000.00	1.26%
NAB 5.45 16 Jul 2024 365DAY TD	10,000,000.00	10,000,000.00	4.19%
NAB 5.40 17 Jul 2024 365DAY TD	5,000,000.00	5,000,000.00	2.10%
WBC 5.06 20 Jul 2026 1098DAY TD	2,200,000.00	2,200,000.00	0.92%
WBC 5.12 24 Jul 2026 1096DAY TD	3,000,000.00	3,000,000.00	1.26%
ING 5.37 18 Aug 2025 731DAY TD	5,000,000.00	5,000,000.00	2.10%
ING 5.01 24 Aug 2026 1096DAY TD	3,000,000.00	3,000,000.00	1.26%
NAB 5.20 27 Aug 2024 365DAY TD	3,000,000.00	3,000,000.00	1.26%
ING 5.00 4 Sep 2026 1096DAY TD	5,000,000.00	5,000,000.00	2.10%
NAB 5.20 9 Sep 2024 367DAY TD	5,000,000.00	5,000,000.00	2.10%
NAB 5.20 10 Sep 2024 365DAY TD	5,000,000.00	5,000,000.00	2.10%
ING 5.30 3 Oct 2025 730DAY TD	2,500,000.00	2,500,000.00	1.05%
ING 5.20 16 Oct 2024 366DAY TD	2,000,000.00	2,000,000.00	0.84%
ING 5.19 19 Feb 2029 1827DAY TD	1,000,000.00	1,000,000.00	0.42%
Rabo 5.15 26 Feb 2029 1827DAY TD	3,000,000.00	3,000,000.00	1.26%
Rabo 5.06 5 Mar 2029 1827DAY TD	3,000,000.00	3,000,000.00	1.26%
WBC 5.29 29 Apr 2025 365DAY TD	3,000,000.00	3,000,000.00	1.26%
	165,700,000.00	165,700,000.00	69.46%
Portfolio Total		238,549,789.49	100%

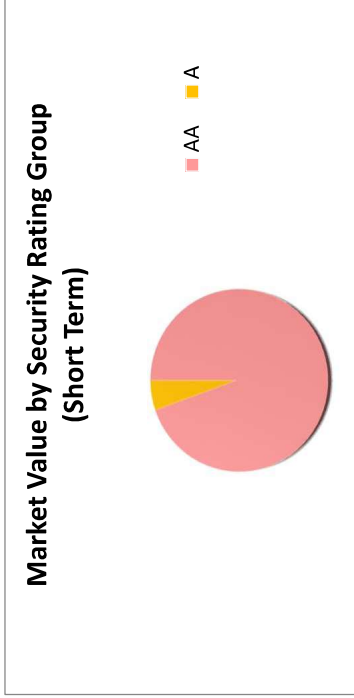
FIN025-24 Attachment 1



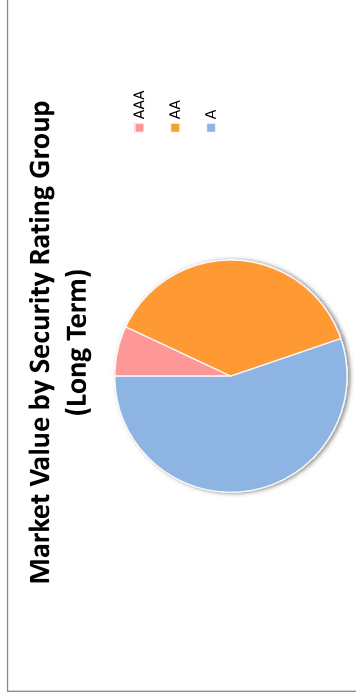
Investment Report
 Georges River Council
 as at 30 April 2024

2. Portfolio Valuation By Categories As At 30 April 2024

Short Term Issuer/Security Rating Group	Market Value	% Total Value
AA	68,969,752	28.91%
A	4,000,000	1.68%
Portfolio Total	72,969,752	30.59%



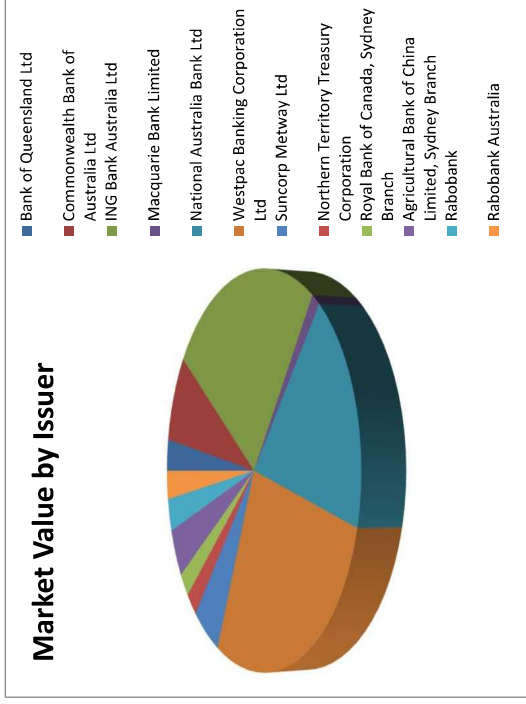
Long Term Issuer/Security Rating Group	Market Value	% Total Value
AAA	11,529,380	4.83%
AA	62,600,000	26.24%
A	91,450,658	38.34%
Portfolio Total	165,580,038	69.41%





Investment Report
 Georges River Council
 as at 30 April 2024

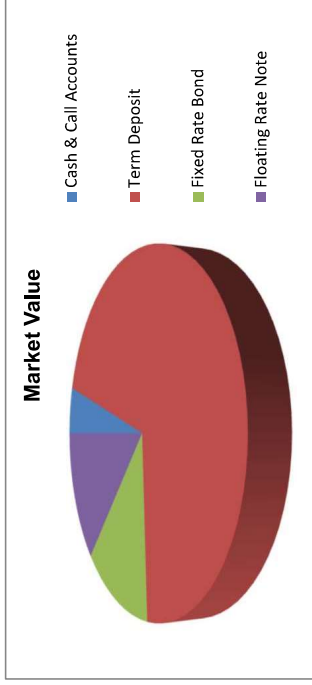
Issuer	Market Value	% Total Value
Bank of Queensland Ltd	6,529,380	2.74%
Commonwealth Bank of Australia Ltd	17,969,752	7.53%
ING Bank Australia Ltd	58,250,000	24.42%
Macquarie Bank Limited	2,975,280	1.25%
National Australia Bank Ltd	43,400,000	18.19%
Westpac Banking Corporation Ltd	65,200,000	27.33%
Suncorp Metway Ltd	11,475,378	4.81%
Northern Territory Treasury Corporation	5,000,000	2.10%
Royal Bank of Canada, Sydney Branch	5,000,000	2.10%
Agricultural Bank of China Limited, Sydney Branch	10,000,000	4.19%
Rabobank	6,750,000	2.83%
Rabobank Australia	6,000,000	2.52%
Portfolio Total	238,549,789	100.00%





Investment Report
Georges River Council
as at 30 April 2024

Security Type	Market Value	% Total Value
Cash & Call Accounts	10,969,752	4.60%
Term Deposit	165,700,000	69.46%
Fixed Rate Bond	30,300,000	12.70%
Floating Rate Note	31,580,038	13.24%
Portfolio Total	238,549,789	100.00%





Investment Report
 Georges River Council
 as at 30 April 2024

Term Remaining	Market Value	% Total Value	Policy Limits %
0 to < 1 Year	72,969,752	31.0%	100%
1 to < 3 Years	69,030,038	29.0%	60%
3 to < 5 Years	96,550,000	40.0%	40%
Portfolio Total	238,549,789	100.0%	

Note: Term Remaining is calculated using a weighted average life date (WAL) where appropriate and available otherwise the interim (initial) maturity date is used.

